

Pulse counters, electronic

LED pulse counters	Adding (AC+DC)	Codix 540
---------------------------	-----------------------	------------------



The Codix 540 is a simple voltage powered pulse counter for fast and slow count pulses, with 6-digit LED display for NPN, PNP input signals.



DC 10 ... 30 V	AC 100 ... 240 V	000000 DIN 96x48	-20°...+65°C Temperature range	IP65 High protection level	Plug-in screw terminal	Menu-driven programming	Operation with gloves	max. 60 kHz Pulse counter/ Totalizer	PNP/NPN Input type
--------------------------	----------------------------	----------------------------	--	--------------------------------------	-------------------------------	--------------------------------	------------------------------	--	------------------------------

Powerful

- Fast count input – input frequency max. 60 kHz
- Robust housing – IP65 protected
- Very bright LED display, 14 mm high
- Simple totalizing and quantity counter
 - single channel count input and reset input
 - programmable for positive (PNP) or OV (NPN) switching input pulses
 - fast count input with an input frequency of max. 60 kHz, can be damped to 30 Hz for mechanical contacts
- Short start-up time – detects input pulses just 16 msec after being switched on => no pulses are lost with a simultaneous motor start-up

User-friendly and universal

- Large keys – can also be operated when wearing gloves
- Simple uniform menu-driven programming and operation – possible to enter the programming also during operation with a confirmation prompt
- Programmable decimal point, can be set from 0.0 to 0.000
- Manual or electrical reset – tamper-proof due to lockable reset function
- AC or DC supply voltage with sensor supply voltage
- As an alternative to the HTL inputs, devices are available with a 4 ... 30 V DC input level, for use as parallel displays to PLCs

Order code	6.540 . 012 . XX0		
	<table border="1"> <tr> <td style="font-size: small;">a</td> <td style="font-size: small;">b</td> </tr> </table>	a	b
a	b		

- a** Supply voltage
 0 = 100 ... 240 V AC, ±10 % ¹⁾
 3 = 10 ... 30 V DC ¹⁾
- b** Input switching level
 0 = Standard (HTL) ¹⁾
 A = 4 ... 30 V DC

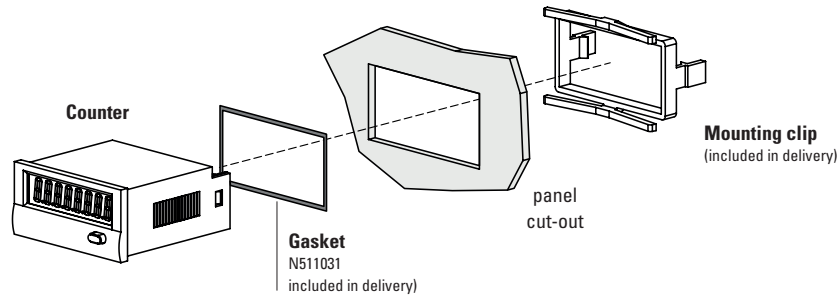
- Delivery specification*
- Digital display
 - Mounting clip
 - Gasket
 - Instruction manual, multilingual
 - 2 screw terminals

1) Stock types.

Pulse counters, electronic

LED pulse counters **Adding (AC+DC)** **Codix 540**

Accessories / Mounting examples



		Type / size	Description		Order no.	
Gasket counter			96 x 49 mm [3.78 x 1.93"]		N511031	
Mounting frame		cut-out 92 x 45 mm [3.62 x 1.77"]	for snap-on mounting on 35 mm [1.38"] top-hat DIN rail	grey	G300005	–
Screw terminal (Replacement part)			1 ... 7, pitch 3.81 1 ... 2, pitch 5.08	7 pin 2 pin	N100387 N100133	
						incl. in delivery

Technical data

General technical data

Display	6 digit, red 7 segment LED display; 14 mm [0.55"] high
Data backup	EEPROM
Operating temperature	-20 °C ... +65 °C [-4 °F ... +149 °F] (non-condensing)
Storage temperature	-25 °C ... +70 °C [-13 °F ... +158 °F]
Relative humidity at +30 °C [+86 °F]	< 85 % (non-condensing)
Altitude	up to 2000 m [6562']

Electrical characteristics

Supply voltage	10 ... 30 VDC, with reverse polarity protection 100 ... 240 V AC, ±10 %
Current consumption	max. 50 mA, 8 VA
Device safety	designed to protection class 2 application area EN 61010 part 1 2 pollution level 2

Mechanical characteristics

Housing	front panel mount 96 x 48 mm [3.74 x 1.89"] acc. to DIN 43700; RAL 7021, dark grey
Protection	IP65 (front side)
Weight	approx. 150 g [5.29 oz]

Inputs

Polarity of inputs	programmable, NPN or PNP for all inputs
Input resistance	approx. 5 kΩ
Counting frequency ¹⁾	max. 60 kHz, can be damped to 30 Hz
Minimum pulse duration of the reset input	5 ms
Input switching level standard version (HTL)	
DC supply voltage	LOW 0 ... 0.2 x U _B (V DC) HIGH 0.6 x U _B ... 30 V DC
AC supply voltage	LOW 0 ... 4 V DC HIGH 12 ... 30 V DC
Input switching level at 4 ... 30 V DC	
LOW	0 ... 2 V DC
HIGH	4 ... 30 V DC

Outputs

Voltage output for sensors (AC version)	24 V DC ±15 %/100 mA
--	----------------------

Approvals

UL compliant in accordance with	File no. E128604
CE compliant in accordance with	
EMC Directive	2014/30/EU
RoHS Directive	2011/65/EU
Low Voltage Directive	2014/35/EU
UKCA compliant in accordance with	
EMC Regulations	S.I. 2016/1091
RoHS Regulations	S.I. 2012/3032
Low Voltage Regulations	S.I. 2016/1101

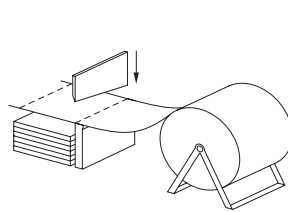
1) For further specifications please refer to the manual.

Pulse counters, electronic

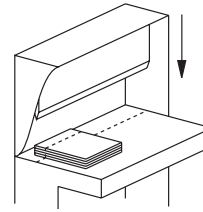
LED pulse counters **Adding (AC+DC)** **Codix 540**

Applications for pulse counters / totalizers

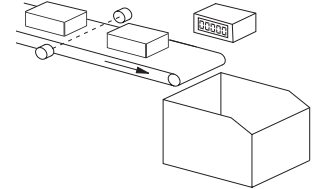
- Simple count tasks such as quantity and piece counting
- Accessories, OEM equipment or retrofitting to production machines
- Piece counting on die cutters, presses, extruders, woodworking machines, drilling machines, pick-and-place machines, guillotines, special-purpose vehicles etc.



Piece-counting

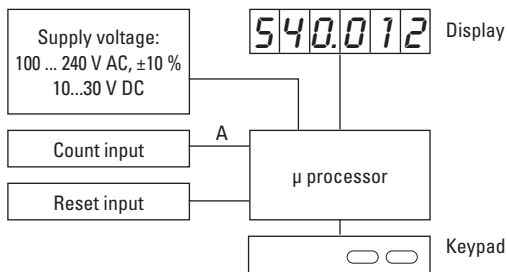


Number of cuts

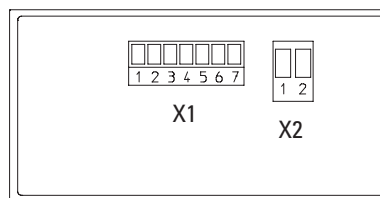


Piece-counting on conveyor

Block diagram



Terminal assignment



Connection X1

PIN	AC version	DC version
1	n.c	
2	n.c	
3	Reset	
4	n.c	
5	INP	
6	GND out	n.c.
7	+24 V DC out	n.c.

Connection X2

PIN	AC version	DC version
1	100 ... 240 V AC, ±10 %	0VDC (GND)
2	100 ... 240 V AC, ±10 %	10 ... 30 V DC

Dimensions

Dimensions in mm [inch]

